

# Mosman Art Society Nine by Five Exhibition

## Dimensions of Works

Below is a precise guide for Artists in preparing works so that they will fit perfectly into the 9"x5" frame provided by the Julian Ashton Art School. Deliver the works **UNFRAMED**.

1. To fit *directly* into the frame in the case of an acrylic or oil painting on a masonite panel.
2. To fit in the mount in the case of a drawing or watercolour (but not prints).
3. and 4. To fit in the mount if the work is an etching or print.

Works may be created in either *landscape* or *portrait* format. Sign at the base of the works.

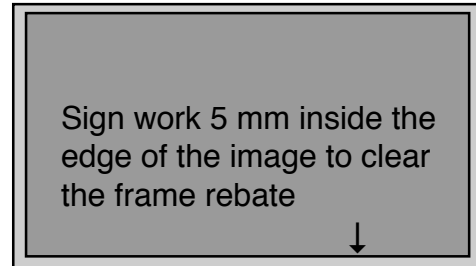
Maximum number of works per artist is **FOUR**.

### 1. Precut panels are made to the size below

5 mm Masonite panels have been cut to **23.7 cm x 13.5 cm** to fit the provided frames. Sand smooth side with fine sandpaper and apply *Gesso / acrylic primer*.

Size of 9"x5" panel = **23.7 cm x 13.5 cm x 5 mm**

**The dimensions of the panel are critical to fit the frame.**



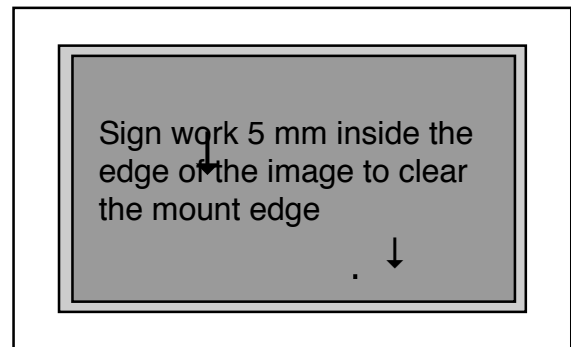
to

### 2. Image / Paper size for 9"x5" works on paper

Size of **image** of work = **23.0 cm x 13.0 cm**

Maximum size of sheet of paper is **NOT** larger than **28.0 cm x 18.0 cm** to fit the frame.

Use at least **300 gm** paper to permit handling.



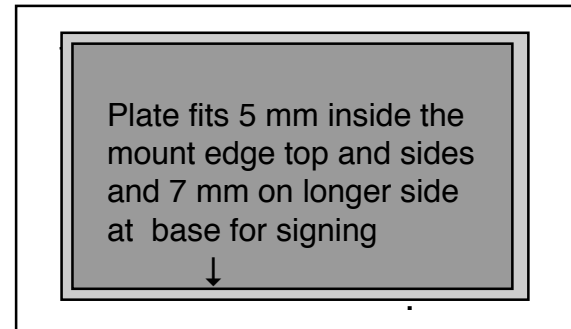
### 3. Plate / paper size 9"x5" etchings or prints

#### LANDSCAPE Format

Precise Etching Plate size = **22.0 cm x 11.3 cm**

Maximum size of sheet of paper is **NOT** larger than **28.0 cm x 18.0 cm** to fit the frame.

**LANDSCAPE FORMAT** to allow for signing below the **longer** side.



### 4. Plate / paper size 9"x5" etchings or prints

#### PORTRAIT FORMAT

Precise Etching Plate size = **11.6 cm x 21.6 cm**

Maximum size of *sheet of paper* is **NOT** larger than **18.0 cm x 28.0 cm** to fit the frame.

**PORTRAIT FORMAT** to allow for signing below the **shorter** side.

